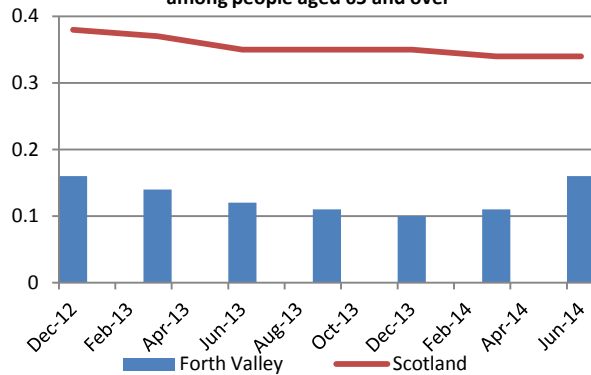


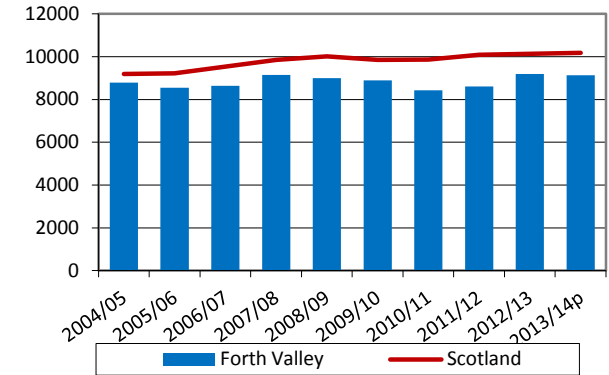
NHS FORTH VALLEY HEALTH OUTCOMES 2013/14

Clostridium Difficile - Rate per 1000 Occupied Bed Days among people aged 65 and over

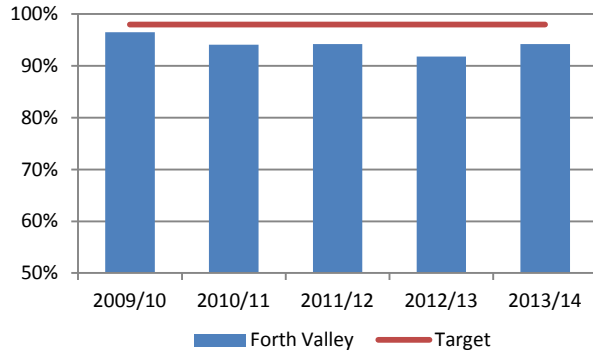


Life Expectancy at Birth		
2010-2012	Male	Female
Forth Valley	77.4	81
Scotland	76.6	80.8
Difference	0.8	0.2

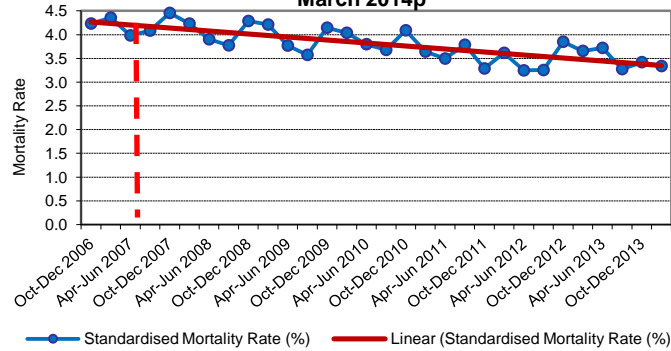
Emergency Admission Rate per 100,000 population



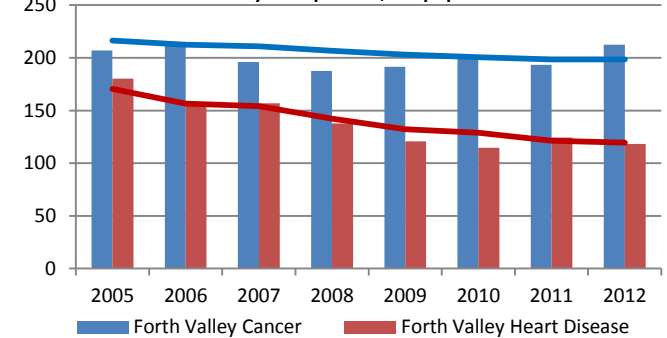
A&E Waiting Times - Target of 98% waiting no more than 4 hours



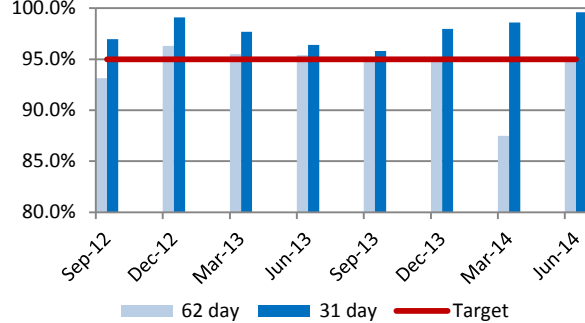
Standardised Mortality Rate (%) October 2006 - March 2014p



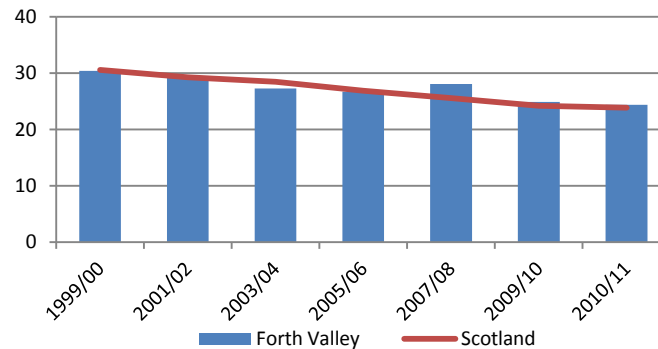
Cancer and Heart Disease Mortality - Age Standardised Mortality Rate per 100,000 population



% Cancer patients treated within target waiting time



% Adult(16+) Smokers



Alcohol-related Inpatient/Daycase Discharges per EASR 100,000 population

