

Donning Air fed Hood Personal Protective Equipment

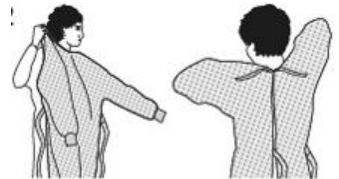
Step 1: Perform hand hygiene



Step 2: Don powered air turbo unit around waste



Step 3: Don surgical gown over turbo unit



Step 4: Don plastic apron over disposable gown



Step 5: Don fluid resistant surgical mask



Step 6: Don head cover



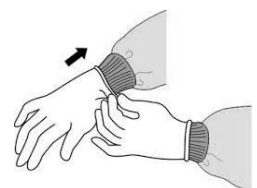
Step 7: Ask buddy to attach the free end of breathing tube to socket in head cover



Step 8: Turn air turbo unit on



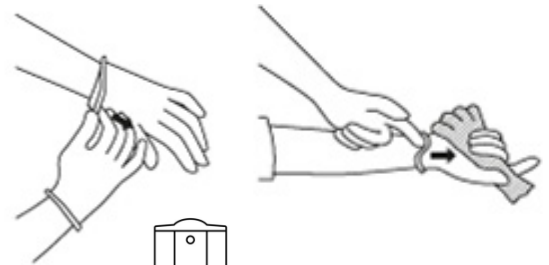
Step 9: Don non-sterile gloves



You are now ready to enter the room

Doffing Air fed Hood Personal Protective Equipment

Step 1: Safely remove gloves



Step 2: Clean hands with alcohol gel/rub



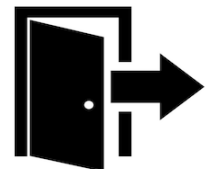
Step 3: Remove disposable plastic apron



Step 4: Remove surgical gown



Step 5: Leave the room wearing the hood



Step 6: Clean hands with alcohol gel/rub



Step 7: Ask buddy to turn off air turbo unit and unplug tube from socket on hood



Step 8: Remove air turbo unit and belt from waist



Step 9: Remove hood and surgical mask



Step 10: Clean hands for at least 20 seconds



Step 11: Clean hood/turbo unit/hose/belt as per local guidance and recharge battery