

# Moisture Pathway for Wound Exudate

## General criteria

- Nutritional assessment (Must)
- Hygiene
- Allergies
- Previous skin integrity
- Risk assessment
- Pain assessment
- Mobility
- Exclude pressure damage as a cause

**Barrier products can reduce erythema by protecting the skin which may help to reduce pain and discomfort.**

### **Skin intact – Think aSKING**

Skin, Surface, Keep moving, Incontinence, Nutrition and hydration

A barrier product can be applied to intact and broken skin but only barrier cream will moisturise the skin.

## Implement patient-centred care

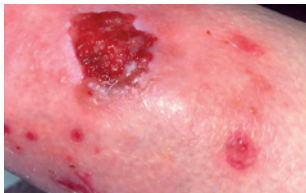
- Consent obtained for photos
- Control symptoms and treat underlying cause
- Educate carer/patient on management
- Moisturise and protect using appropriate 3M™ Cavilon™ Skin Solution
- Involve multidisciplinary team
- Remove any irritants from skin and protect from any further exposure cleanse skin with non-soap substitute – Prontosan Solution or foam cleanser if IAD
- Consider pressure prevention and equipment
- Check skin folds for residual faeces or urine

**If appropriate then consider an appropriate dressing.**

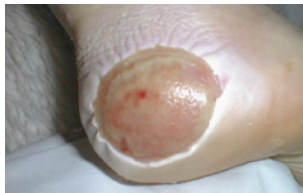
---

## Wound Exudate

Erythema and inflammation of skin around wound edge may show stripping, erosion or maceration. Involve multidisciplinary team as required.



**Adhesive Stripping**



**Erosion**



**Maceration**

---

## Management

- Follow the FV wound exudate pathway
- Consider possible wound infection/fungal infection, please see 'Scottish Roper Ladder for Wound Infection'
- Protect periwound from further breakdown by following '3M MASD Decision Making Tool'

## Suggested treatment

**MILD – 3M™ Cavilon™ Durable Barrier Cream**


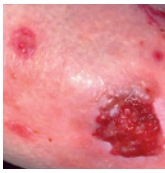





**MODERATE – 3M™ Cavilon™ No Sting Barrier Film**

**SEVERE – 3M™ Cavilon™ Advanced Skin Protectant**

---

# Peri Wound Dermatitis Pathway

This pathway is for patients/residents at risk or with existing skin damage due to excessive moisture from wound exudate.

Prevention		Management		Cleansing the skin	Apply a skin protectant	When to use	How much to use
<p><b>Healthy intact skin</b> No redness present</p> 	<p><b>Mild moisture associated dermatitis</b> Redness of skin but no broken areas</p> 	<p>Use a pH balanced soap substitute or non perfumed soap as available</p> 	<p>Cleanse and observe skin regularly</p>	<p>Cleanse and observe skin regularly</p>	<p>3M™ Cavilon™ Durable Barrier Cream</p> 	<p>Cleanse and observe skin regularly</p>	<p>Cleanse and observe skin regularly</p>
<p><b>Severe moisture associated dermatitis</b> Excoriated weeping skin</p> 	<p>Warm water DO NOT USE SENSET FOAM WITH CAVILON ADVANCED</p> 	<p>3M™ Cavilon™ No Sting Barrier Film</p> 	<p>Cleanse and observe skin regularly</p>	<p>Cleanse and observe skin regularly</p>	<p>3M™ Cavilon™ Advanced Skin Protectant</p> 	<p>Daily or maximum twice a day Step up to Cavilon Advanced if requires more than 2x daily</p>	<p>Apply an even coat to the entire area to be treated</p> 



Do not use any other creams or sprays with Cavilon Advanced.

# Proven solutions with the power to make a positive difference.

## Ordering information

### Hospital

3M code	Name	Description	Size	Box/ pack qty	Boxes/ case	NPC code
5050G	3M™ Cavilon™ Advanced Skin Protectant	Foam applicator (sterile)	2.7ml	20	1	–
5050G-4P	3M™ Cavilon™ Advanced Skin Protectant	Foam applicator (sterile)	2.7ml	4	1	ELY842
5051G	3M™ Cavilon™ Advanced Skin Protectant	Foam applicator (sterile)	0.7ml	20	1	ELY841
3343E	3M™ Cavilon™ No Sting Barrier Film	Foam applicator (sterile)	1ml	25	4	ELY038
3344E	3M™ Cavilon™ No Sting Barrier Film	Wipe (sterile)	1ml	30	6	ELY190
3345E	3M™ Cavilon™ No Sting Barrier Film	Foam applicator (sterile)	3ml	25	4	ELY039
3346E	3M™ Cavilon™ No Sting Barrier Film	Spray bottle (pump action)	28ml	12	1	ELY040
3392GS	3M™ Cavilon™ Durable Barrier Cream	Sachet	2g	20	12	–
3391G	3M™ Cavilon™ Durable Barrier Cream	Tube	28g	1	12	–
3392G	3M™ Cavilon™ Durable Barrier Cream	Tube	92g	1	12	–
9274	3M™ Cavilon™ Continence Care Wipes	Wipe	20x30cm	8	12	ELY566
9272	3M™ Cavilon™ Bathing & Cleansing Wipes	Wipe	20x30cm	8	12	–

### Drug tariff

3M code	Name	Description	Size	Box/ pack qty	Boxes/ case	PIP code
5050G-4P	3M™ Cavilon™ Advanced Skin Protectant	Foam applicator (sterile)	2.7ml	4	1	413-7899
5051G	3M™ Cavilon™ Advanced Skin Protectant	Foam applicator (sterile)	0.7ml	20	1	418-8215
3343P	3M™ Cavilon™ No Sting Barrier Film	Foam applicator (sterile)	1ml	5	20	252-8941
3344E	3M™ Cavilon™ No Sting Barrier Film	Wipe (sterile)	1ml	30	6	317-5692
3345P	3M™ Cavilon™ No Sting Barrier Film	Foam applicator (sterile)	3ml	5	20	252-8958
3346P	3M™ Cavilon™ No Sting Barrier Film	Spray bottle (pump action)	28ml	1	12	252-8966
3392GS	3M™ Cavilon™ Durable Barrier Cream	Sachet	2g	20	12	288-2272
3391G	3M™ Cavilon™ Durable Barrier Cream	Tube	28g	1	12	301-7480
3392G	3M™ Cavilon™ Durable Barrier Cream	Tube	92g	1	12	277-1079